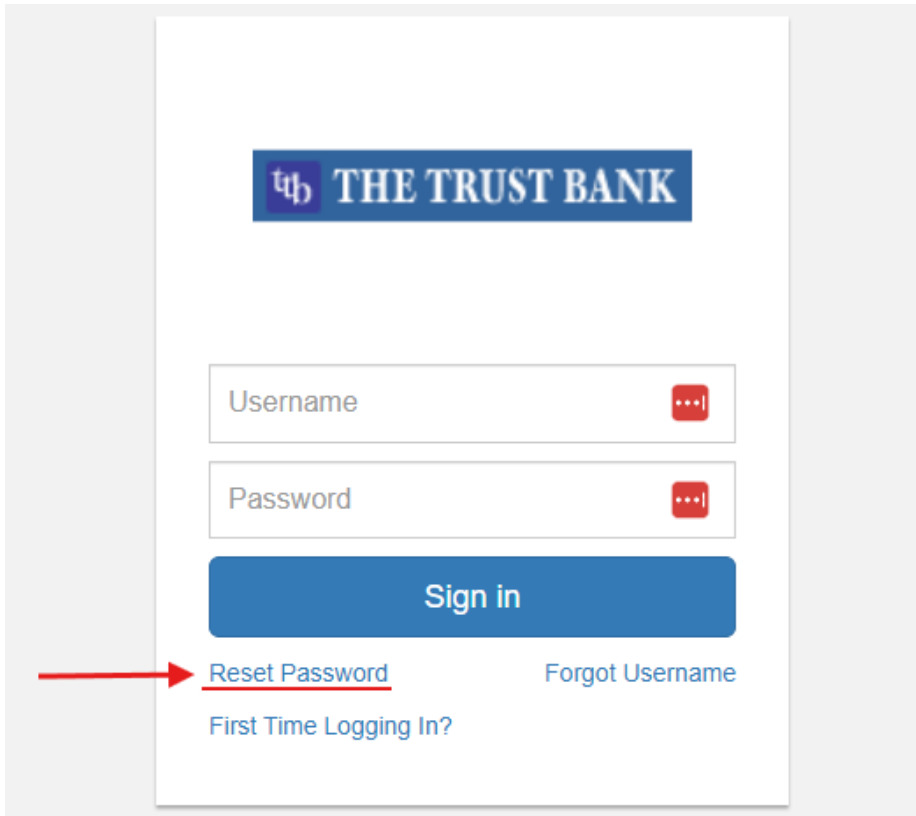




## Log in instructions

1. Click the link to login: <https://thetrustbank.shazambanking.net/>
2. Click the “Reset Password” link below the Sign In button



THE TRUST BANK

Username 

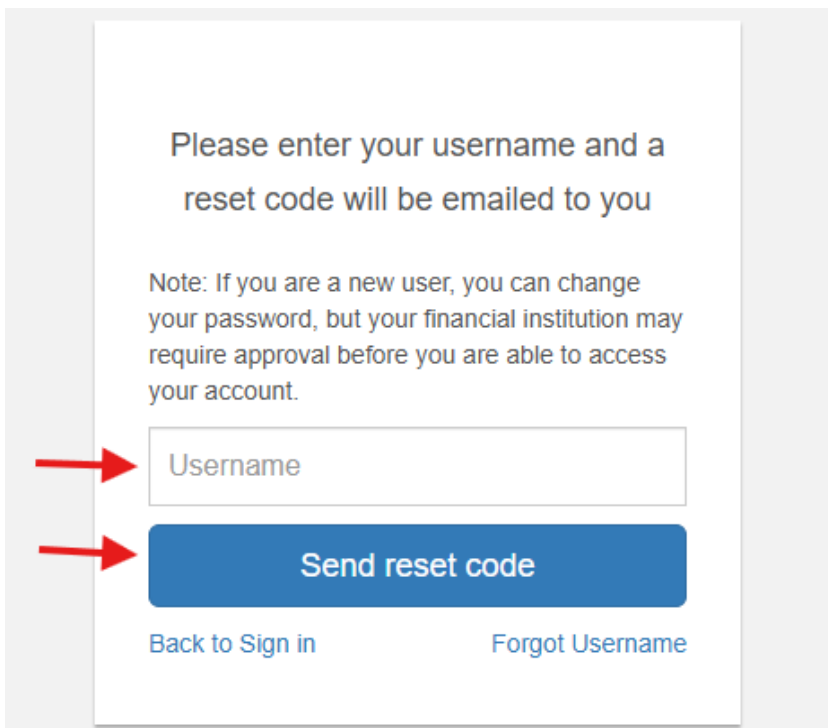
Password 

Sign in

[Reset Password](#) [Forgot Username](#)

[First Time Logging In?](#)

3. Input your digital banking username
  - a. **If your username was 5 digits before, please add a zero to the front of your username.**
4. Click the “Send reset code” button. The system will send you an email with a one-time passcode.
  - a. **If you don’t receive the email, please contact the bank at 229-546-4215 or 229-896-7458 for Adel.**



Please enter your username and a reset code will be emailed to you

Note: If you are a new user, you can change your password, but your financial institution may require approval before you are able to access your account.

Username

Send reset code

[Back to Sign in](#) [Forgot Username](#)

5. Get the code from your email and input it in the field.
6. You will be instructed to pick a new password.

#### Digital Banking: Password Criteria

- 8-25 characters
- At least one uppercase letter
- At least one lowercase letter
- At least one number
- Must contain one of these special characters: @\_#\$\$%-&\*
  - Cannot contain any other special characters.